
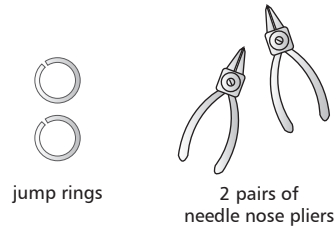


opening and closing jump rings

Definition:

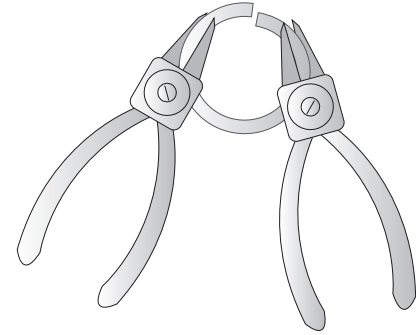
Jump rings are (usually) small circles of wire, used for connecting various components together.

you will need the following supplies:

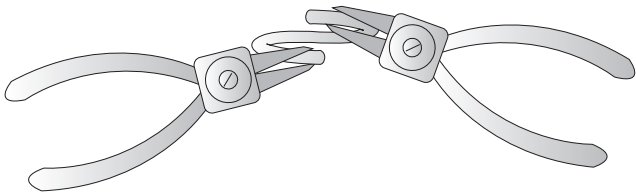


The wrong way:

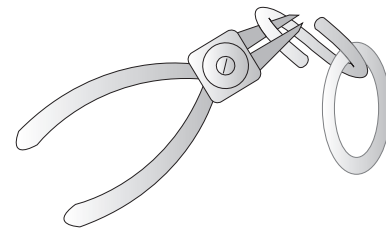
Never spread open jump rings! Doing so will deform your jump ring permanently.



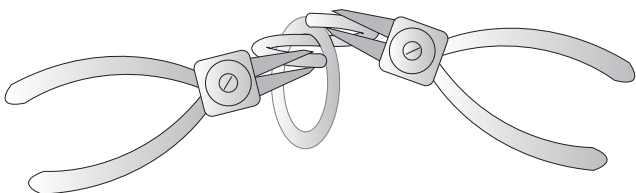
Step 1: With 2 pairs of pliers grip both sides of the jump ring and gently twist each side in opposite directions away from each other.



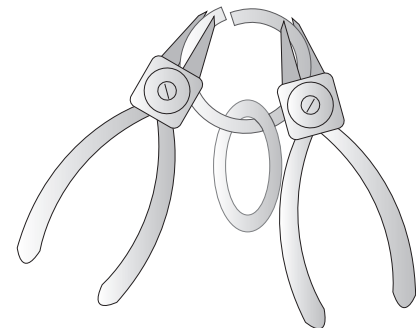
Step 2: There should be a gap just big enough to fit your next link.



Step 3: Attach your next link (another jump ring, chain, a clasp etc...).



Step 4: With your 2 pairs of pliers, grip both ends of the open jump ring and twist closed again the same way you opened it.



Step 5: Close up gap completely so that there is no visible space remaining.